


GARDEN & PLACE

2008



Foreword

Dear readers,



You hold in your hands the third edition of our international magazine for garden design and landscaping. In *Garden & Place*, we would like to illustrate for you the wide range of uses for fired clay pavers in your personal garden oasis as well as in public parks and urban spaces. As purely natural products, Wienerberger pavers blend elegantly into their surroundings while retaining their exceptionally high quality for years and years.

On the following pages, we present a hand-picked selection of creative and traditional designs making use of our paving bricks. Please accompany us on this journey to visit gardens and squares in Austria, Belgium, England, Germany, Hungary, Poland and even the vibrant Japanese metropolis of Tokyo. Anyone interested in enhancing a garden with more of the beautiful sounds created by water features will certainly find excellent design ideas in the article on water in the garden.

We hope that this issue of *Garden & Place* will once again serve as inspiration and motivation for you to realise your personal garden and landscaping dreams!

Wishing you pleasant garden reading,

Heimo Scheuch

COO Wienerberger AG

Imprint

Media owner and issuer: Österreichischer Wirtschaftsverlag GmbH, 1050 Vienna **Publisher:** Wienerberger AG, 1100 Vienna

Editor-in-chief: Christine Müller (Österreichischer Wirtschaftsverlag)

Collaborators: Karl Allmer (Austria), Tanja Bongers (Netherlands), Claire Jones (Great Britain), Petra Frieze (Germany), Sebastian Hijlkema (AG), Diana Incze (Hungary), Sabine Merlevede (Belgium), Cindy Petillion (Belgium), Monika Sikorska (Poland), Jolanda Stam (Netherlands)

Photos: Fotografie Peijnenburg Den Bosch (Netherlands), Hejber & Maryks Promotions (Poland), Péter Szabó (Hungary), Hiroshi Watanabe (Fukey Secolo Inc. Japan)

Coordination & realisation: Marion Göth, Paul Ummels

Design: Simon Jappel (Österreichischer Wirtschaftsverlag)

This magazine from **TERCA** is published in Czech, Dutch, English, French, German, Hungarian, Polish and Slovak.

Garden & Place is distributed in Austria, Belgium, Croatia, the Czech Republic, Denmark, England, Estonia, Finland, France, Germany, Hungary, India, Latvia, Lithuania, Poland, Russia, Slovakia, Slovenia and Sweden.

This edition of *Garden & Place* was printed on environmentally friendly paper bleached without chlorine.

Contents

Sustainable Design



- 04 Impressions**
Applications of Brick in the Garden, Germany
- 06 The Design Power of Material and Texture**
Portrait of Bert Daenekindt, Belgium
- 12 Shibaura Island**
Tokio, Japan
- 14 An Inviting Gesture**
Nagyatád, Hungary
- 16 Design Freedom**
Baggeridge Pavers, England
- 18 Timeless Grandeur**
Château de la Tournette, Belgium
- 20 Living in Modern Nostalgia**
Zeist, Netherlands
- 22 The Pond**
Water in the Garden, Belgium
- 26 With Style and Character**
Danzig, Poland
- 29 A Special Kind of Landmark**
Stoob, Austria
- 30 Information about materials**
- 31 Addresses**

Germany

Impressions

Applications of Brick in the Garden





“No cold feet: The robust, long-lasting paver has natural temperature-equalizing properties.”



Portrait of Bert Daenekindt, Belgium

The Design Power of Material and Texture



The rural town of Rollegem, near Kortrijk, is the home of garden architect and builder Bert Daenekindt. The fantastic view he enjoys here has served him as inspiration in his work over the last eight years. The number of projects he has completed is just as impressive as the number of prestigious awards he has received.

In his choice of education as well as his subsequent professional career, Bert Daenekindt was guided by his love of nature and a strong creative impulse. In addition to numerous customers in the western Flemish region, he is now popular with French clients as well, particularly in the border areas. A gifted artist, Daenekindt understands the correct balance for combining strict geometric shapes with flowing organic forms in striking ways.

Expression Without Self-Indulgence

The last thing in the world Bert Daenekindt wants to do is to force his own views onto his customers or stamp his mark on the buildings, even though of his creations nevertheless bear his unmistakable signature. He strives for the most original approach possible in his designs, only rarely drawing inspiration from other gardens, books or magazines. He prefers instead to familiarise himself with the personality and lifestyle of his clients or the characteristic atmosphere of the surroundings and landscape. However, there are certain specific elements that frequently appear in his work.

Material Defines Texture Defines Material

“One thing that is very important to me in designing a garden is its texture. For this reason, I often search first for suitable materials and only then decide on the appropriate planting. The fact is that the choice of materials available is always much smaller than full scope of possible planting options. In addition, the type of planting can still be changed later; this is more difficult for materials. I frequently use different, contrasting materials such as exotic ipé wood, gravel for the paths, metal, Asian dressed stone or pavers. I base my plans for a garden on a specific mix of organic lines and shapes, which can certainly also express a kind of severity. This gives every garden design an interesting dynamic. In selecting plants, I am guided by how long the plants remain green or retain their leaves throughout







Bert Daenekindt frequently uses bricks paving stones in his gardens.

the year. I don't want the carefully created texture to be lost in winter when hedges, trees or bushes drop their leaves. For that reason, I like working with beech, boxwood, yew or grasses, and recently to an increasing extent with laurel. I often use perennials in larger groupings," explains Daenekindt.

In addition to the materials of wood, metal and dressed stone, Daenekindt cannot hide his love for the Terca Trend-line collection of pavers from Wienerberger: "These pavers offer attractive and modern colours that absolutely do not fade, and the customers are always pleasantly surprised by their low cost. Despite their modest thickness, clay pavers are exceptionally strong and keep their shape well, making them in my opinion the ideal solution for paving driveways."

Beyond the Border

Daenekindt's success in neighbouring France is easy to explain. France enjoys a distinguished garden culture, particularly in the

heart of the country with its famous palace gardens and in the South with its Mediterranean flora. Northern France has never been able to entirely keep pace with these regions, although the dominance of industry in this area has led over time to an increased demand for elegant homes and fine gardens.

Daenekindt is currently working on several prestigious new building projects with extensive, clearly bordered grounds containing multiple villas and a central, shared green space. Naturally, the owners of the adjoining private gardens are very eager to see the highest possible level of refinement in the planning of these projects. Cooperation with developers and lively participation in generally well-attended trade fairs are bringing about the necessary contacts in France.

Complete Planning

"What my customers appreciate, including and perhaps particularly in France, is the complete planning that does not require



“I base my plans for a garden on a specific mix of organic lines and shapes, which can certainly also express a kind of severity. This gives every garden design an interesting dynamic.”

Daenekindt searches first for suitable materials and only then decides on the appropriate planting.



“Despite their modest thickness, clay pavers are exceptionally strong, colour-fast and dimensionally stable, and with their attractive, modern colours they offer the ideal solution for paving in gardens.”





them to worry about a thing. My own team, consisting of six employees, handles all aspects of the order and ensures rapid execution of the project. All stages of the work, from drafting to implementation, are handled promptly in a continuous process, and we also establish contact with the subcontractors where necessary. Earthworks, planting, paving, installation of the swimming pool, etc. – we serve as the customer's sole point of contact for all this work," explains Daenekindt.

Deserved Recognition

Bert Daenekindt's style of work is well-received – including amongst his colleagues. In the "Flemish Garden Designer of the Year" competition, he has been awarded a silver medal in the "Small and Large Gardens" category two years in a row. One particularly outstanding project was a garden for a loft in a converted flax roasting plant. The jury was especially impressed by the choice of materials and by the smooth modern lines that allowed an industrial monument converted into living space to merge seamlessly with its surroundings.

Although he deliberately avoids stamping his mark on the buildings, all of Daenekindt's work nevertheless bears his unmistakable signature.

Bert Daenekindt

Tuinarchitect
Lampestraat 157
B-8510 Rollegem
Tel.: +32 475 844 894
Email: info@tuinendaenekindt.be
Internet: www.tuinendaenekindt.be

Pavers used:

Page 11: Trendline Cedar (360 m²) and Trendline Mokka (80 m²)
Page 9–10: Trendline Cedar (90 m²)
Page 6–8: Trendline Cosmos (220 m²)

Tokio, Japan

Shibaura Island

The Path to an Urban Oasis



Shibaura Island, the new city quarter in the Minato-ku district of the Japanese metropolis of Tokyo, covering an area of approximately 60,000 square metres, has a canal running around both sides of it. The sugar factory that previously stood on this site was shut down in 2002, and the newly available space was adapted for new uses.

Inspired by the spirit of urban renewal so prevalent in the world today, the area was scheduled for comprehensive urban redevelopment, with the establishment of four residential complexes for 10,000 people. Shibaura Island is to become home to four exclusive towers of apartments, each of 48 or 49 storeys. Public facilities such as childcare centres, clinics, meeting facilities for senior citizens, parks and shops create an attractive community for residents. The Urban Renaissance Agency of Tokyo, together with eight private developers, formed a Shibaura consortium in 2005 under the leadership of Mitsui Fudosan Co. Ltd. to realise the project. The design work is being carried out by the Japanese architects' office Jun Mitsui and should be completed by summer 2008.

The new city quarter has been conceived as an urban, green oasis on the water, and great attention has been given to ensuring that it offers living space of impressive quality. This also applies to the selection of paving material for the public surfaces. For this reason, the architect chose six different Terca paver models (Wettin, Lausitz, Niedersachsen, Märkisch, Dresden and Weserbergland) that are produced in Germany. A key factor in this decision: clay pavers are 100-percent colour-fast, easy to maintain and – like all Wienerberger products – meet the requirements for sustainability and recyclability. The paved areas are characterised by a rich interplay of colours and bonds and are inspired by the constant proximity to water, such as in the imaginative fish patterns along the canal promenade.






The new city quarter offers living space of an impressive quality: clay pavers were chosen, due in no small part to their easy maintenance and long life.

Shibaura Island

Architect: Jun Mitsui & Associates Inc. Architects
Developer: Kajima Corporation
Pavers used: Wettin, Lausitz, Niedersachsen, Märkisch, Dresden, Weserbergland
Paved area: Approx. 16,000 m²
Completion: August 2008

Nagyatád, Hungar

An Inviting Gesture and the Flowing Power of Shapes



A new drinking fountain has graced the main square of the Hungarian town of Nagyatád for several months. Perfectly integrated into the greenery of the surrounding park, the fountain was designed with flowing curves to unify form and content by reflecting the wavelike movements of the water.





The majestic sweep of the large semi-circle of the fountain stands in direct relation to the nearby thermal spa baths. Following the curves with the Terca pavers Sevilla and Valencia was a lengthy and exacting process – but the effort was clearly worthwhile. The extremely individual shape of the numerous curves required detailed planning work, which was painstakingly performed by the architects Arker Studio Kft. After the loving renovation of Hild alley brought new beauty to the park two years ago, the planning of the fountain now marks a new high point. Complex shapes up to two metres tall characterise the structure of Terca bricks, Terca mortar and limestone supported by foundations of reinforced concrete.

The fountain is a work of precision and timelessness that despite its subdued shapes and colours still forms a focal point in the middle of the park.

Nagyatád

Developer: Nagyatád Város Önkormányzat

Architect: Arker Stúdió Kft. Lőrincz Ferenc

Pavers used: Sevilla, Valencia

Completion: Summer 2007




An inviting gesture in warm red tones: the fountain is a work of precision and timelessness.

England

Design Freedom

with Baggeridge Pavers





“Baggeridge pavers offer a subtle colour palette as well as limitless variations in textures and shapes. Every project achieves an individual flair.”

Château de la Tournette, Belgium

Timeless Grandeur and Elegant Harmony



It may be that famous golf clubs outside the country frequently receive the most enthusiastic attention, but Belgium is already home to many renowned clubs of great standing among golfers at home and abroad. One of these is the Château de la Tournette Golf Club.

Set in an area of 165 hectares, this well-known golf club nestles in the green hilly landscape between Nivelles and Ixelles, in the heart of the “Roman País” region. The history of the Château de la Tournette domain extends back into Gallo-Roman times, and the site contains the remains of an old Roman villa. The current buildings date from the 16th century, although numerous alterations have taken place over the last three centuries, including as a result of a fire. The venue now provides extremely attractive conditions for golfers, with two 18-hole courses and one 9-hole course.

The château was converted into a club house and has a bar, two restaurants, seminar and conference rooms, a library and a bridge salon. The other buildings have found new uses as an office, a shop, a golf school and a technical room. The château and its outbuildings underwent a complete facelift in 2006. This comprehensive renovation lent a fresh look to the terraces and paths, which in addition to dolomite were also paved in many places with Terca Authentica Nostalgie pavers, black-brown bricks with slight colour nuances.

Laid in alternating classic stretcher and herringbone bonds, the timeless look of pavers and their almost aristocratic character perfectly match the elegant, white-painted façades. They also harmonise excellently with the boxwood and yew trees trimmed into geometric shapes.

The château is further proof that the grandeur of the past can be highlighted with contemporary methods and materials and that historic buildings can be renovated without losing their original character.



With its almost aristocratic character, the herringbone bond of the pavers is in perfect harmony with the white-painted façades of the château.



Château de la Tournette

Developer: Golf Château de la Tournette,
Chemin de Baudemeont 21, 1400 Nivelles

Architect: W. Snelder

Pavers used: Authentica Nostalgie

Paved area: Approx. 800 m²

Zeist, Netherlands

Living in Modern Nostalgia



Just a stone's throw away from Zeist Palace, the construction project Daniël Marotplein looks to the palace for inspiration. Eight free-standing structures and twelve pairs of semi-detached houses surround an artistically designed central garden in a stately formation.

Zeist Palace, situated in the middle of the majestic woodlands of the famous Utrechtse Heuvelrug National Park, was built in 1677 as a small, but Versailles-like building with connecting palace gardens and served as inspiration for the architect Diederik Six in the design of his semi-detached houses for the Daniël Marotplein complex. The two free-standing houses, particularly impressive with rooms up to three metres in height, were designed by the architecture office Verlaan en Bouwstra.

The buildings feature large wooden door frames which radiate a warm, nostalgic atmosphere; the buildings themselves are grouped around the central garden with artistically-arranged planting and paving, including stylistic details such as cross bonds, bricks laid edgewise and flat joints.

As the project progressed, the original plan to pave the road surfaces with concrete was replaced with the idea of reflecting the prevailing historic flair by using paving bricks instead. The use of Ravenna, a red-brown nuanced brick that is somewhat thinner than the typical standard model, in universal standard and thick format not only satisfied the budget requirements of the customer, but also sat well with the local, calmed traffic environment. The road and footpath paving now reflect the authentic flair that was intended in the design of the housing complex. Roughly 2,400 square metres of surface were paved in line with the designs by the landscaping architect Entrop, using Ravenna bricks in stretcher, herringbone and elbow bonds, with over 700 metres of bordering and 1,725 metres of edgewise bricks. At the request of the customer, Wienerberger also advised the architect on the correct substructure.





Reflecting the historic, authentic flair of the housing complex, both the driveways and footpaths were paved with clay bricks.

Zeist

Developer:

Johan Matser project development +
Foundation De Seyster Veste

Pavers used:

Ravenna UWF and UDF red-brown
reduced

Paved area:

2,400 m²

The Pond

An Element of Modern Garden Design



A water feature, however small, lends a garden an added dimension, making it a place of relaxation and contemplation, and this is only one reason why water is an increasingly common element to be found in gardens. Less work to maintain than flower beds or lawn surfaces, ponds are also a good alternative for people looking only to invest a small amount of time in their garden.

Looking at the pages in magazines or examining the results of garden design competitions rapidly gives the impression that strictly geometric gardens are in the majority today. Nevertheless, in percentage terms, more natural garden designs still account for the larger share of all gardens. Both garden types have their advocates among customers and designers alike. The same phenomenon can be seen when it comes to installing ponds. Straight lines or more natural organic shapes – both can be found in ponds small and large.

Perfection in Form

Strictly geometric ponds not only make attractive additions to classic-traditional gardens, but also fit particularly well with modern architecture. Wood as well as baked paving bricks or blue hard rock are frequently used to create a clearly defined border (round, square, rectangular or hexagonal). Colour tones that are too light should be avoided when designing the pool border because white (marble, concrete) creates too much contrast. Square pool shapes are once again enjoying great popularity, partly for reasons of space, since property sizes are generally decreasing today.

The Natural Look

Ponds with a natural look have indistinct contours and fluid borders which flow into their surroundings; they are irregular in shape and seek to emulate the appearance of natural ponds. Border zones located perfectly at the level of the lawn are indispensable for this effect. In the past, wood slats of tropical woods were used for these borders, but these can be problematic for round ponds. Today, there is a truly ecological alternative: Distri Pond has developed flexible eco-slats of recycled plastic that allow beautiful, downward-sloping shapes. The stakes are made of recycled plastic too these days. After laying the fleece pond underlay, the liner is laid over the slats and the outer edges are covered with soil, which is seeded or planted.







Made possible by modern technology: ponds with a natural look have indistinct contours and fluid borders which flow into their surroundings; they are irregular in shape and emulate the appearance of natural ponds.



Better, More Reliable, Low-Energy

A solid seal is indispensable in the creation of any pond. Firestone rubber liners create countless possibilities in modern water architecture. They are exceptionally long-lasting and have proven themselves in practice many times over. Installing underwater lighting is similarly a simple matter, thanks to modern rubberising techniques.

Modern technology is making it possible to create even large ponds or bathing ponds, as well as koi ponds, amphibian pools and down to the smallest of water worlds. Pumps and filters have also become more efficient, with extremely minimal maintenance on the best models, and the energy consumption of state-of-the-art Messner eco-X pumps is very low. Of course the most important thing is that a garden pond creates a comfortable, natural and authentic atmosphere.

Distri Pond

is the Belgian specialist for pond construction and an importer of pond liners and pond technology.

Contact

Distri Pond nv

Nikelaan 33, 2430 Vorst-Laakdal,
Belgium

Tel.: +32 13 61 88 70


Fax: +32 13 61 88 71

Email: info@distripond.com

Internet: www.distripond.com

Danzig, Poland

With Style and Character



Promopack, located in Pomerania, is a specialist in the construction of wooden buildings. The company attaches particular importance to sustainability and natural raw materials in selecting the materials and technologies used during the construction process.

This is demonstrated by two recent projects: the new company headquarters in Banino in the style of the villa architecture of the 1930s, and a private residence in Gdynia, built in a style based on the summer villas found in the traditional holiday destination of Konstancin-Jeziorna in the vicinity of Warsaw.

The brick-red Koramic flat roof tiles from Wienerberger, combined with brown/olive-green slabs of hand-shaped Gandawa façade bricks from Terca used in the construction of the Promopack company headquarters, take their inspiration from the colours of the surroundings. Facings of cherry-red pavers and slate combined with the red tone of the flat bricks that are characteristic of the residence near Gdynia highlight the building's exclusivity and elegance, an impression further enhanced by the artfully-designed garden. The contemporary style and fanciful variety of shapes are further accentuated by the use of two Terca paver models. Complementary red tones dominate the scene, and the restrained red-brown colour of the Holstein paving stones is brightened by the mottled Flaming colour-tone. Various traffic areas are defined by the paving style: footpaths, parking areas and the access road are visually differentiated and situated in an orderly arrangement. The clear contours of individual levels circling the residence are also emphasised through combination of the mottled brown-red Flaming colour with the anthracite-brown Dresden paving colour.

"In both projects, the final result creates a unified impression," explains Łukasz Górczak, Vice President of Promopack. "The ceramic Terca paver has a special quality that perfectly combines durability and colour retention with the building material in a way that lastingly preserves aesthetic features. And this is precisely the best match for our aspirations in terms of the architecture."





Warm red tones: the brick-red Koramic flat roof tiles, combined with brown/olive-green slabs of hand-shaped Gandawa façade bricks from Terca, take their inspiration from the colours of the surroundings.

Promopack Headquarters

Project:

Planning office of the company Promopack Sp. z o.o.

Pavers used:

Holstein – red-brown,

Flaming – red-brown, mottled

Paved area:

350 m²

Completion:

2006



Clear contours: Individual levels circling the residence were created through the richly contrasting combination of the mottled red-brown Flaming colour-tone and the anthracite-brown Dresden paving bricks.

Private residence near Danzig

Project:

Planning office of the company Promopack Sp. z o.o.

Pavers used:

Dresden – anthracite-brown, Flaming – red-brown, mottled

Paved area:

150 m²

Completion:

2006

Stoob, Austria

A Special Kind of Landmark



The market town of Stoob is situated deep in the heart of Burgenland. The pottery workshops located here have long enjoyed renown even far beyond the borders of Burgenland and Austria. It is therefore hardly surprising that the town of Stoob has chosen a clay jug, called a “plutzer“, as its landmark.



With its softly rounded shape, the plutzer is reminiscent of a pumpkin and for centuries was popular among rural folk as a container for water or cider. When the Stoob School for Ceramics and Furnace Construction set out to create a new landmark, nothing was more natural than to take the plutzer as the model for it. The students Julia Kronsteiner, Brigitte Rotteneder and Katharina Schwarzer decided to create an eye-catching monument to traditional building and container ceramics in the form of a pavilion 4 metres high and 2.6 metres in diameter. Over 2,300 pieces of red Terca Oxford bricks were used as building material.

The oversized plutzer now serves as a meeting-point and shelter from inclement weather for visitors to the sculpture park and the playground of Stoob. This project, set in a natural environment, demonstrates in particular how flexibly and elegantly brick (as a natural product) can exist in harmony with its surroundings. But above all, the rather unusual shape selected proves once again that brick simply knows no limits in assuming any conceivable shape.

Information about materials

Garden-Impressions, Germany


Page 4

Pavers:


Rumble red-blue multi, Titan anthracite brown,
Paviona dark-red nuanced, Fläming red-brown mottled

Available formats:


Rumble and Fläming (with chamfer): 200 x 100 x 52 mm
Titan (with chamfer): 200 x 100 x 52 / 240 x 118 x 52 mm
Paviona: 200 x 48 x 85 / 200 x 64 x 85 / 240 x 80 x 60 mm




Rumble



Titan



Paviona



Fläming

Bert Daenekindt, Belgium


Page 6

Pavers:

Trendline Cedar light-brown rumbled
Trendline Cosmos black rumbled
Trendline Mokka dark-brown rumbled

Available formats:

Universal standard format ± 205 x 50 x 60 mm



Trendline Cedar



Trendline Cosmos



Trendline Mokka

Shibaura, Japan

Page 12

Pavers:

Wettin light amber, Lausitz pied brown, Niedersachsen pied dark-brown,
Märkisch yellow nuanced, Dresden anthracite brown nuanced, Weserbergland natural red-brown

Available formats (applies to Dresden, Lausitz, Märkisch):


240 x 118 x 52 / 240 x 118 x 71 / 200 x 100 x 52 / 200 x 100 x 71 mm each with chamfer

For Weserbergland and Niedersachsen:


240 x 118 x 52 / 240 x 118 x 63 / 200 x 100 x 52 / 200 x 100 x 63 mm each with chamfer

For Wettin:

200 x 100 x 52 mm with chamfer



Märkisch



Niedersachsen




Weserbergland



Wettin



Dresden



Lausitz

Nagyatád, Hungary

Page 14


Façade brick:

Sevilla yellow smooth
Valencia light red

Available formats:

Sevilla: 250 x 120 x 65 mm

Valencia: 205 x 120 x 65 mm



Sevilla



Valencia

Château de la Tournette, Belgium

Page 18

Pavers:

Authentica Nostalgie black-brown

Available formats:

Standard format ± 200 x 47 x 95 mm

Thick format ± 200 x 65 x 95 mm



Authentica
Nostalgie

Zeist, Netherlands

Page 20

Pavers:


Ravenna red-brown reduced

Verfügbare Formate:


Standard format ± 200 x 48 x 85 mm

Universal standard format ± 200 x 64 x 64 mm

Universal thick format ± 200 x 48 x 64 mm



Ravenna UDF



Ravenna UWF

Danzig, Poland

Page 26

Pavers:


Dresden anthracite brown nuanced
Fläming red-brown mottled
Holstein red-brown

Available formats:


200 x 100 x 52 mm with chamfer



Dresden



Holstein



Fläming

More information on pavers can be obtained from:

Austria

Wienerberger Ziegelindustrie GmbH
Hauptstraße 2
A-2332 Henndorf bei Wien
T: +43 1 605 03-0
office.at@wienerberger.com
www.wienerberger.at

Belgium

Wienerberger NV
Kapel ter Bede 86
B-8500 Kortrijk
T: +32 56 24 96 35
info@wienerberger.be
www.wienerberger.be

Bulgaria

Wienerberger EOOD
St. Pimen
Zografski Str. 4
Office Building 2, Floor 2, Office 1
BG-1172 Sofia
T: +359 2 961 54 60
office.bg@wienerberger.com
www.wienerberger.bg

Croatia

Wienerberger Ilovac d.d.
Donje Pokupje 2
KR-47000 Karlovac
T: +385 47 69 41 00
office.hr@wienerberger.com
www.wienerberger.hr

Czech Republic

Wienerberger cihlářský průmysl, a. s.
Plachého 388/28
CZ-370 46 České Budějovice
T: +420 38 776 61 11
info@wienerberger.cz
www.wienerberger.cz

Denmark

Wienerberger A/S
Kirkebjerg Allé 88,
DK-2605 Brøndby
T: +45 70 13 13 22
info@wienerberger.dk
www.wienerberger.dk

Estonia

Wienerberger AS
Tallinna esindus
Peterburi tee 75
EE-11415 Tallinn
T: +372 620 95 30
tallinn@wienerberger.ee
www.wienerberger.ee

Finland

Wienerberger OY Ab
Strömberginkuja 2
FIN-00380 Helsinki
T: +358 9 565 58 70
office@wienerberger.fi
www.wienerberger.fi

France

Wienerberger SAS
8, Rue du Canal - Achenheim
F-67087 Strasbourg Cedex 2
T: +33 3 90 64 64 64
contact@wienerberger.fr
www.wienerberger.fr

Germany

Wienerberger Ziegelindustrie GmbH
Oldenburger Allee 26
D-30659 Hannover
T: +49 511 610 70-0
info@wzi.de
www.wienerberger.de

Hungary

Wienerberger Téglapari zRt.
1119 Budapest
HU-Bártfai u. 34.
T: +36 1 464 70 30
info@wienerberger.hu
www.wienerberger.hu

Paver sales through:
SEMMELOCK STEIN+DESIGN
BURKOLATKÓ Kft.
HU-2364 Ócsa

Bajcsy-Zsilinszky út 108.
T: +36 29 578-112
info@semmelrock.hu
www.semmelrock.hu

India

Wienerberger Brick Industry Pvt. Ltd.35/1
Yellappa Chetty Cross Road
Halasuru Road
IN-Bangalore – 560 042 Karnataka
T: +91 804 14 91 68 26
marketing@wienerberger.in
www.wienerberger.in

Italy

Wienerberger Brunori s.r.l.
Via Ringhiera 1
I-40027 Mordano (Bologna)
fraz. Bubano
T: +39 054 25 68 11
italia@wienerberger.com
www.wienerberger.it

Latvia

Wienerberger Latvijas pārstāvniecība
Kr. Barona 122/2
LV-1012 Rīga
T: +371 731 00 21
info@wienerberger.lv
www.wienerberger.lv

Lithuania

Wienerberger AB atstovybe
Laisvės pr. 77B
LT-06122 Vilnius
T: +370 5 241 74 35
info@wienerberger.lt
www.wienerberger.lt

Netherlands

Wienerberger BV
Hogeweg 95
NL-5301 LK Zaltbommel
T: +31 418 59 71 11
info.nl@wienerberger.com
www.wienerberger.nl

Norway

Wienerberger AS
Brobekkveien 40
N-0598 Oslo
T: +47 22 07 26 00
info@wienerberger.no
www.wienerberger.no

Poland

Wienerberger Ceramika Budowlana Sp.z o.o.
ul. Ostrobramska 79
PL-04-175 Warszawa
T: +48 22 514 21 00
office@wienerberger.com.pl
www.wienerberger.pl

Romania

Wienerberger Sisteme de Caramizi SRL
Str. Dr. Staicovici Nr. 75, Et. 5, Sect.5
RO-050557 Bucuresti
T: +40 21 411 29 33
office@wienerberger.ro
www.wienerberger.ro

Russia

Wienerberger Kirpitsch OOO
Russakowskajastr. 13
Building 1, Office building „Borodino”,
11th floor
RU-107140 Moskau
T: +749 5 981 95 20
moscow@wienerberger.com
www.wienerberger.com

Slovak Republic

Wienerberger Slovenské tehelne, spol s.r.o.
Tehelná 5
SK-95301 Zlaté Moravce
T: +421 37 640 90 11
info.sk@wienerberger.com
www.wienerberger.sk

Paver sales through:

SEMMELOCK STEIN+DESIGN
Dlažby s.r.o.
Trnavská cesta 3728
SK-926 01 Sereď
T: +421 31 789 05 33
semmelrock@semmelrock.sk
www.semmelrock.sk

Slovenia

Wienerberger Opekarna Ormož D.D.
Opekarniška cesta 5
SI-2270 Ormož
T: +38 62 741 05 20
opekarna@wienerberger.com
www.wienerberger.si

Sweden

Wienerberger AB
Flädie
SE-237 91 Bjärred
T: +46 771 42 43 50
info.se@wienerberger.com
www.wienerberger.se

Switzerland

ZZ Wancor
Althardstrasse 5
CH-8105 Regensdorf
T: +41 448 71 32 33
info@zzwancor.ch
www.zzwancor.ch

Ukraine

Wienerberger TOV
Kraynya St 1B
UA-02660 Kyiv
T: +380 445 94 50 46
office@wienerberger.ua
www.wienerberger.ua

United Kingdom

Wienerberger Ltd
Wienerberger House, Brooks Drive
Cheadle Royal Business Park
UK-Cheshire SK8 3SA
T: +44 161 491 82 00
office@wienerberger.co.uk
www.wienerberger.co.uk

USA

General Shale Brick
3211 North Roan Street
P.O. Box 3547
US-37602 Johnson City
T: +1 423 282 46 61
office@generalshale.com
www.generalshale.com

All other countries

Wienerberger Export Division
Ter Bede Business Center
B-8500 Kortrijk
T: +32 56 26 43 45
export@wienerberger.com
www.wienerberger.com

Headquarter:

Wienerberger AG

A-1100 Wien, Wienerberg City, Wienerbergstraße 11
T: +43 1 601 92-0, info@wienerberger.com, www.wienerberger.com

